
Work First NJ

Quarterly Progress Report
October 2024 - December 2024

State of New Jersey
Department of Human Services
Division of Family Development



Natasha Johnson
Assistant Commissioner

Sarah Adelman
Commissioner

Background

This quarterly report, mandated by the Work First New Jersey (WFNJ) law, is a summary of New Jersey's Temporary Assistance for Needy Families Program and General Assistance Programs. The data elements included in the report are those specified by N.J.S.A. 44:10-41.

Part One: WorkFirst NJ Caseload

Temporary Assistance for Needy Families (TANF)

11,277 families received WFNJ/TANF at the end of December 2024, a decrease of 2.06% from the previous quarter.

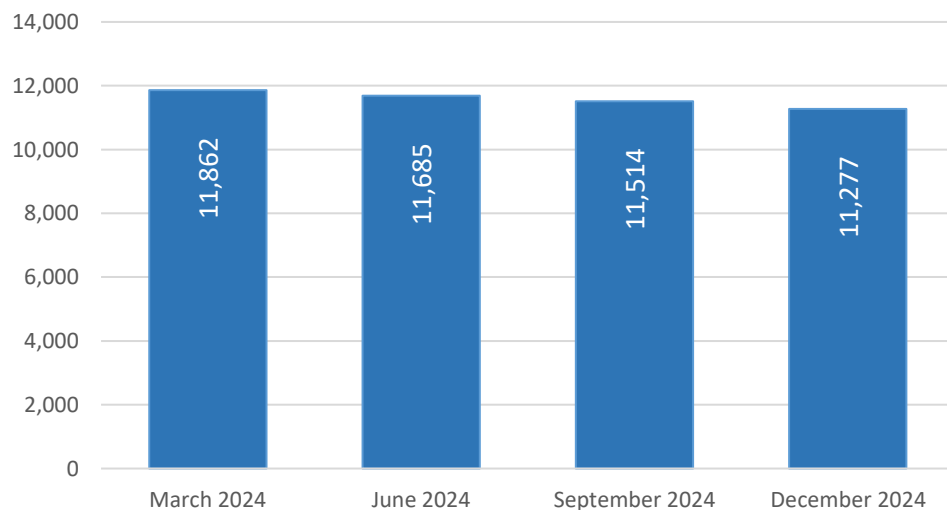


Figure 1: TANF family caseload by quarter.

Client Deferrals and Exemptions

Of the total TANF family caseload (11,277), 6,470 cases (57.37%) had an adult in the household with a mandatory WFNJ/TANF work requirement. 2,110 cases (18.71%) were exempt child-only households and 681 cases (6.04%) had a long-term health deferral. 2,016 cases (17.88%) had some other type of deferral.

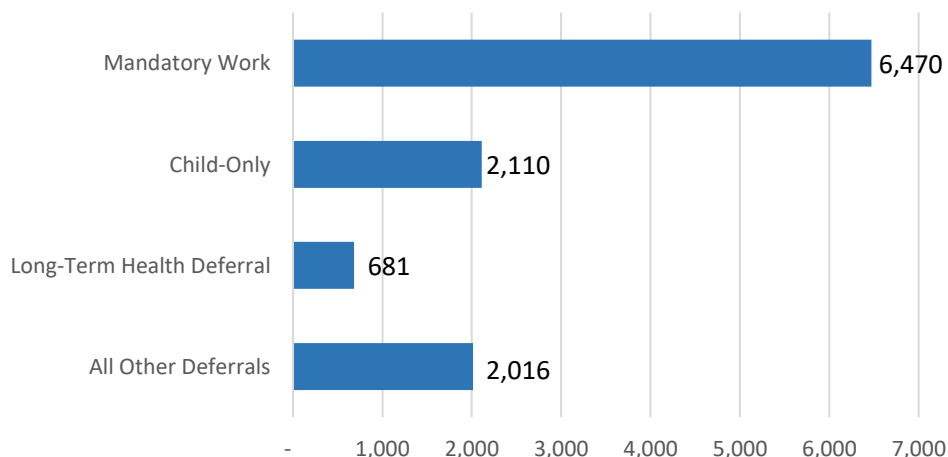


Figure 2: TANF caseload by case status as of December 2024.

General Assistance (GA)

The number of persons receiving General Assistance (GA) at the end of December 2024 was 16,601, an increase of 4.27% from the previous quarter.

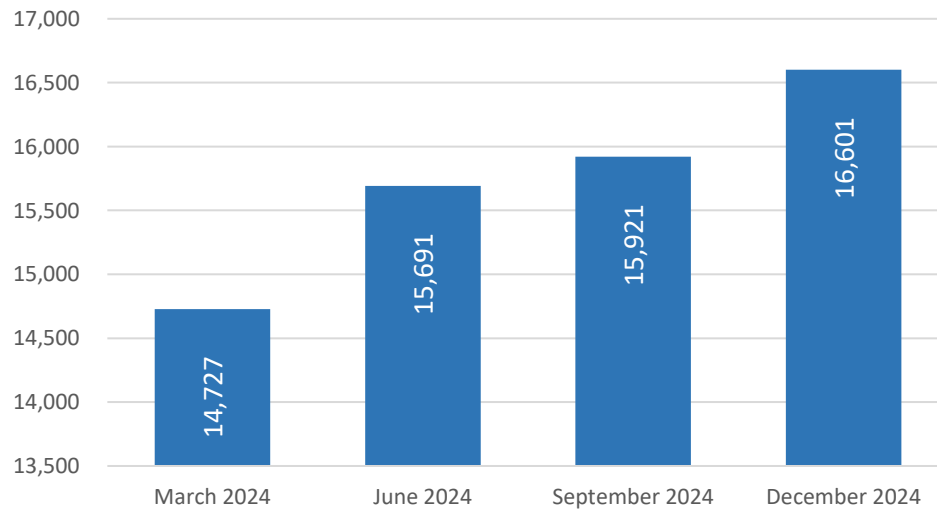


Figure 3: General Assistance (GA) participants by quarter.

Part Two : Employment and Work Preparation

Participation of WFNJ/TANF Clients in Employment-Directed Activities

In December 2024, 3,292 TANF clients were engaged in work activities. 651 (19.78%) of these individuals had begun working but were receiving a partial cash assistance payment due to income disregards.

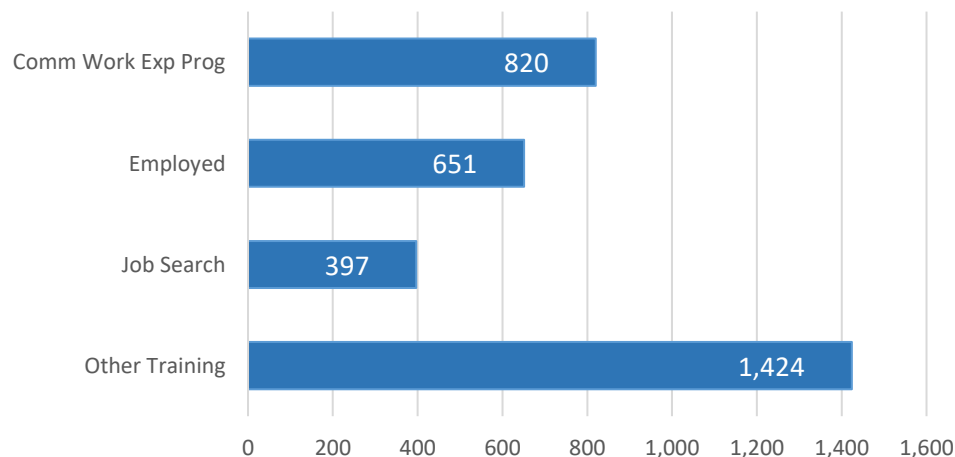


Figure 4: Participation of WFNJ/TANF clients in employment-directed activities.

Federal Participation Requirement

Of the recipients scheduled to participate in the work-directed activities, 715 participated at levels sufficient to satisfy federal requirements.

Cases Closed Due to Employment

During the fourth calendar quarter, an average of 322 WFNJ/TANF and GA clients per month left the program due to employment. The number of employed TANF and GA recipients trended downward with a decrease of 8% from October to December, and a decrease of 23% for GA clients.

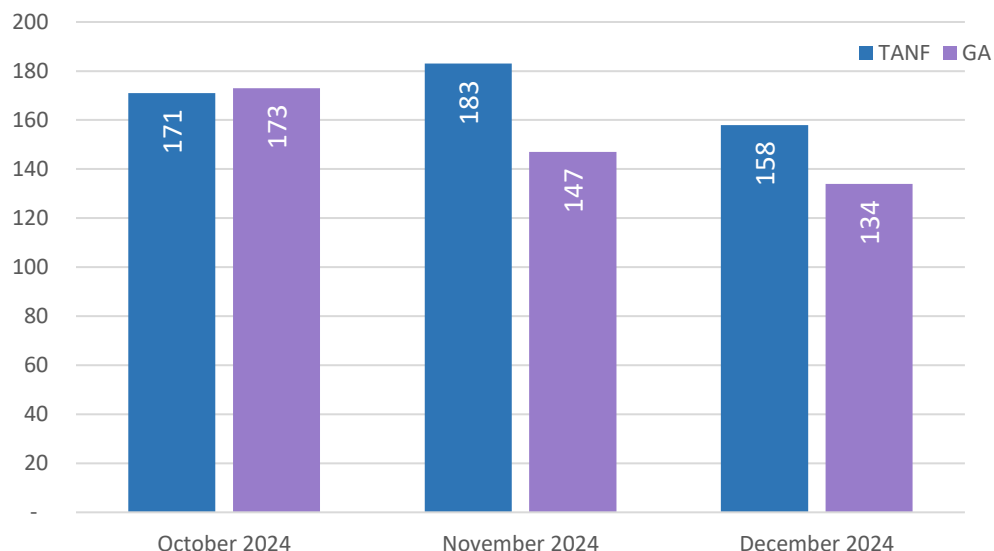


Figure 5 : GA and TANF clients leaving due to employment.

Major Reasons for TANF Case Closings

During the fourth calendar quarter of 2024, 2,961 TANF cases were closed. 17% of these TANF cases closed due to employment.

Reason for Closing	OCT 24	NOV 24	DEC 24	TOTAL
TANF Sanctions	5	23	43	71
Due to Employment	171	183	158	512
Recipient Withdrawal	66	69	57	192
No Redetermination	114	112	92	318
No Eligible Children	62	60	48	170
Recipient Initiative	208	204	199	611
Moved to Another County	33	17	30	80
Unable to Verify Residence	26	28	19	73
Moved Out of State	20	30	18	68
Unemployment Ins. Benefits	11	14	12	37
60-Month Time Limit	23	22	29	74
Other Closed Cases*	245	291	219	755
	984	1,053	924	2,961

* Primarily unearned income-child support, pension, federal benefits.

Table 1: Major reasons for case closing, October 2024 – December 2024.

Earnings of TANF Recipients

During the fourth calendar quarter of 2024, WFNJ/TANF recipients who were working earned an average of \$19.05 per hour, an increase of 4% since March 2024.

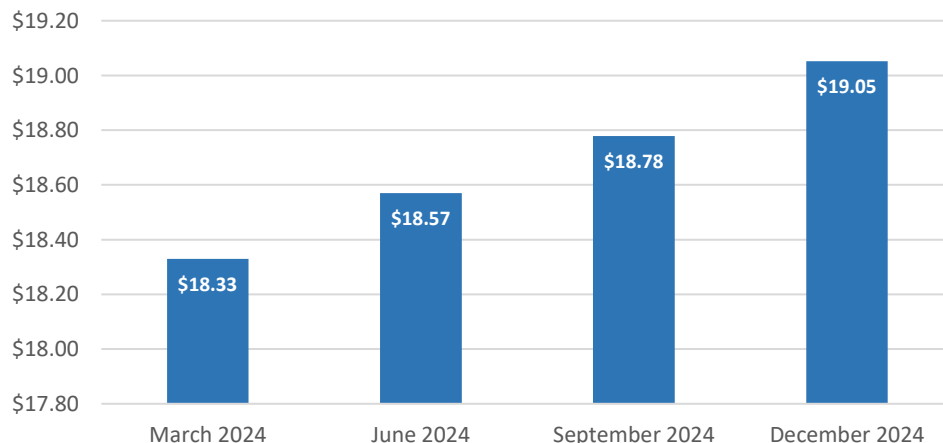


Figure 6: Mean hourly wage of TANF recipients by quarter, March 2024 – December 2024.

Part Three: Child Care

WFNJ/TANF Cases Receiving Child Care Benefits

As of December 2024, over 1,000 WFNJ/TANF clients received child care benefits. Post-TANF child care benefits were issued to over 200 families who became employed and were no longer receiving cash assistance.

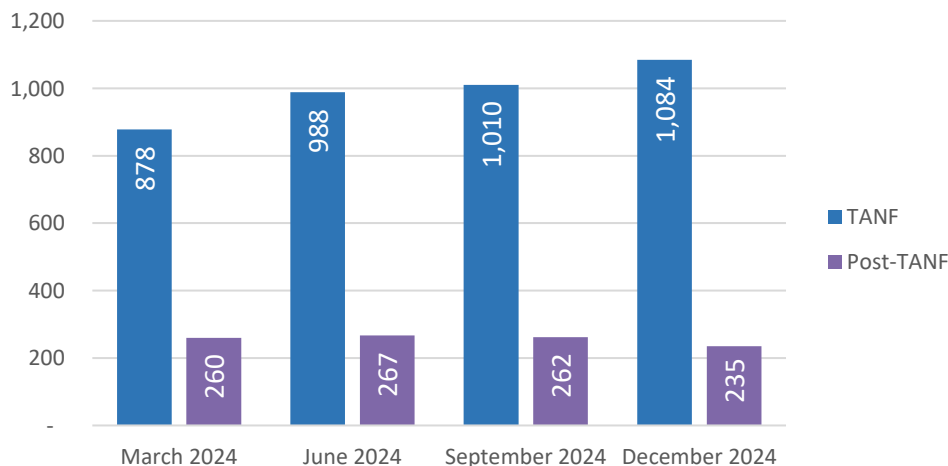


Figure 7: WFNJ/TANF cases receiving child care benefits by quarter.